



TrangoFOX™

Subscriber Unit



The TrangoFOX™ subscriber unit harnesses the full power of the Access5830™ wireless broadband platform delivering 10 Mbps up to 10 miles. Designed for large scale deployments, the TrangoFOX provides long range as well as a host of powerful provisioning and management tools in a compact, easy-to-install package.

Product Highlights

- **SPEED**

The TrangoFOX works in conjunction with the Access5830 Access Point delivering up to 10 Mbps throughput to the subscriber.

- **LONG RANGE**

The TrangoFOX features Trango's innovative dual-polarized, multi-element antenna technology for superior performance and longer range. The 5.8 GHz FOX5800 can be deployed up to 4 miles from the access point with 10 dB fade margin to spare. The FOX5800-D (with dish) provides a range of 10 miles. Reference range chart for more details.

- **FLEXIBILITY**

The TrangoFOX provides a host of configuration options which are vital for interference mitigation including full control over channels, antenna polarizations, receiver threshold, and power levels.

- **MANAGEABILITY**

The TrangoFOX is fully manageable locally (via the Ethernet port), or over-the-air via the access point. The FOX supports SNMP and features an easy-to-use browser interface as well as a full command line interface. The FOX's remote manageability reduces the need for costly truck rolls.

- **DURABILITY, EASE OF INSTALLATION**




The TrangoFOX is a fully weatherized, outdoor unit designed for quick installation. The compact form factor features a universal mounting bracket, a built-in LED alignment tool, and Power-over-Ethernet to minimize deployment costs.

- **AFFORDABILITY**

The TrangoFOX is priced aggressively to help service providers achieve a quick ROI.

TrangoFox™ Specifications

SUBSCRIBER UNITS MODEL/RANGE CHART

SU Model	Part Number	Max Range from AP (10 dB fade margin)	Antenna Gain	Beamwidth	
				Azimuth	Elevation
 FOX5800	M5800S-FSU	4 miles	15 dBi	32°	18°
 FOX5800-D	M5800S-FSU-D	10 miles (requires AD5800-25 dish)	25 dBi (with dish)	9°	9°
 FOX5300	M5300S-FSU	2 miles	15 dBi	32°	18°

Note: Ranges listed assume line-of-sight. 10dB fade margin included to account for rain and other conditions. Actual maximum ranges may be greater depending on site conditions. Includes: FOX radio (ADS800-25 dish for FOX5800-D sold separately), Power-over-Ethernet (PoE) junction box, 20 VDC power adapter and mounting brackets.

RADIO PARAMETERS

Frequency of Operation	FOX5800/FOX5800-D: 5725 MHz to 5850 MHz, FOX5300: 5250 MHz to 5350 MHz
Channels	FOX5800/FOX5800-D: 6 non-overlapping channels, FOX5300: 5 non-overlapping channels
Antenna Polarizations	Horizontal/vertical (software switchable)
Modulation Format	Direct Sequence Spread Spectrum (DSSS) with RAKE
Certification/Compliance	FCC Part 15.247, 15.407
Receiver Sensitivity (1E10-6 BER)	1600 byte packets: -83 dBm, 64 byte packets: -87 dBm
EIRP Max	FOX5800: 36 dBm, FOX5800-D: 46 dBm (with reflector), FOX5300: 30 dBm

DATA AND OPERATIONAL PARAMETERS

Access Point Compatibility	All FOX models: Access5830 AP, FOX5800 and FOX5800-D: Access5800 AP
User Data Throughout	10 Mbps
Format	10/100 Base T
Network Protocols	All IEEE 802.3/802.3u compliant protocols
Configuration and Management	Telnet, SNMP, TFTP, HTTP
Upstream/Downstream Throughput	Dynamic, automatically adjusts to suit demand
Bandwidth Control	Committed Info Rate (CIR) and Maximum Info Rate (MIR) setting per subscriber unit

PHYSICAL INTERFACES

Ethernet (via shielded RJ45)	10/100 BaseT, auto-sense, auto-negotiate
Reset Switch	Resets radio to factory default: IP address, subnet mask, gateway and password
LED Indicators	7 LEDs including 4 RSSI

POWER PARAMETERS

Power Method	Power-over-Ethernet (PoE) via DC voltage injected at PoE J-box
Voltage Input Limits into Radio	10.5 VDC – 24 VDC
Standard Power Supply	120 VAC to 20 VDC adapter
PoE Cat-5 Max Cable Length	300 feet on 24 AWG STP Cat-5 cable
Current Draw/Power	400 mA max (8 W), using 20V standard adapter
Optional Power Supply	90 VAC–264 VAC to output voltage of 24 VDC Model #DTS240083UDC-P5P-SZ available from CUI, www.cui.com

PHYSICAL AND ENVIRONMENTAL

Radio Enclosure	All-weather, polycarbonate
Mounting Provision	Mounts to wall or pole (1" diameter or greater)
Temperature Range	-40° to 60° C (-40° to 140° F)
Radio Dimensions	9.2" x 4.25" x 3.1"
Radio Weight	1 lb.
User Interface	RJ45 (shielded)

Specifications are typical and subject to change without notice.